



375 SERIES

WET / DAMP LOCATIONS

DATE: _____	PROJECT MGR: _____
JOB: _____	
CAT#: _____	
TYPE: _____	



TASK
PAINTBOOTH
VAPOR DUST
VAPOR
WET DAMP
MARINE
EXPLOSION PROOF
HID
INSPECTION
MOUNTING
PHOTOMETRY
LAMPS BALLASTS
INFO

DESCRIPTION

Lightweight construction for wet locations and areas with high concentrations of dust, fumes or diluted acids. Energy efficient surface mounted waterproof light for use with T-8, T-5 or T5HO lamps, suitable for indoor or outdoor areas. Lamp holders vary per lamp selection. Lamps Not Included.

SPECIFICATIONS

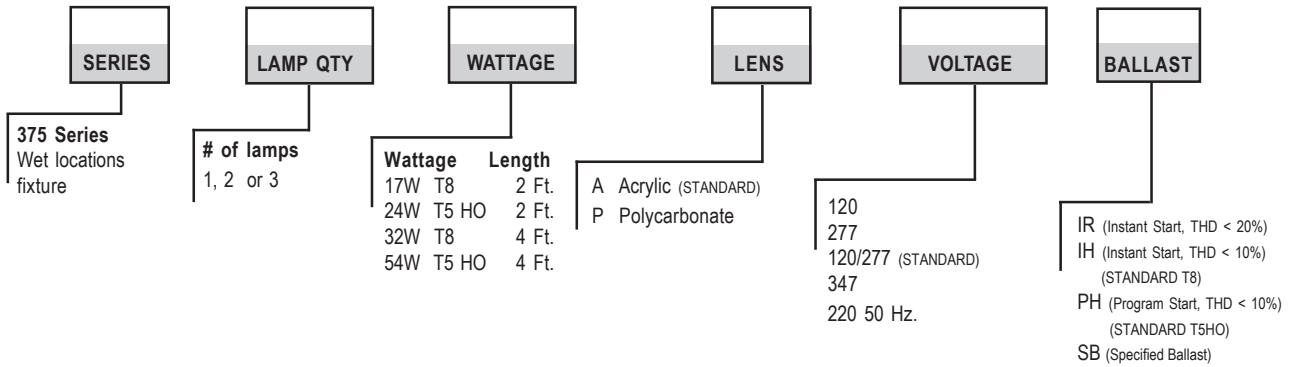
- | | | | |
|----------------------|--|--|----------------|
| LISTINGS: | CSA certified for U.S. and Canada
For information on the IP code please see page 186 | | IP 65 |
| FEATURES: | Energy efficient (electronic ballast only)
Attractive design
Seamless Polyurethane gasket | | IP 66
IP 67 |
| HOUSING: | GRP (glass reinforced polyester) body, with 8 - plastic latching clips. (standard)
Corrosion-moisture-acid resistant, dimensionally stable, lightweight. | | |
| DIFFUSER: | Diffuser A (acrylic) as standard, or PC (polycarbonate) impact resistant
diffuser can be used in rough surface areas.
<i>For Chemical resistance chart see page 187.</i> | | |
| REFLECTOR: | Clip-in white metal reflector with suspension slots for easy wiring and maintenance. | | |
| MOUNTING: | Extremely easy installation and maintenance | | |
| ELECTRICAL: | Standard ballast - Electronic, Instant Start, THD less 20%
Program start electronic ballast is available for most models. | | |
| APPLICATIONS: | 375 series is IP65 (protection against dust and water) rated,
dimensionally stable fixture, suitable for wash down applications. | | |



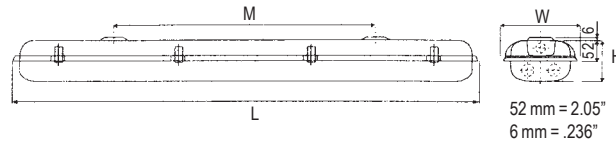
375 SERIES

WET / DAMP LOCATIONS

PART NUMBERS



DIMENSIONS



375 SERIES DESCRIPTION	Lamps	Lamps type	L inch (mm)	W inch (mm)	H inch (mm)	M inch (mm)	Boxed Weight Lbs. (kg)
2 Foot Fixture	1	17W T8	26.49 (673)	4.37 (111)	4.09 (104)	17.71(450)	3.70 (1.68)
		24W T5 HO	26.49 (673)	4.37 (111)	4.09 (104)	17.71(450)	3.70 (1.68)
	2	17W T8	26.49 (673)	6.69 (168)	4.25 (108)	17.71 (450)	4.82 (2.19)
4 Foot Fixture	2	24W T5 HO	26.49 (673)	6.69 (168)	4.25 (108)	17.71 (450)	4.82 (2.19)
		17W T8	26.49 (673)	6.69 (168)	4.25 (108)	17.71 (450)	4.82 (2.19)
	1	32W T8	50.51 (1283)	4.37 (111)	4.09 (104)	26.00 (660)	5.41 (2.46)
		54W T5 HO	50.51 (1283)	4.37 (111)	4.09 (104)	26.00 (660)	5.41 (2.46)
	3	32W T8	50.51 (1283)	6.69 (168)	4.25 (108)	26.00 (660)	7.46 (3.39)
		54W T5 HO	50.51 (1283)	6.69 (168)	4.25 (108)	26.00 (660)	7.46 (3.39)

OPTIONS (Ordered Separately)

- Stainless Steel Clips
- Tandem Liquid-Tight Connector: P/N 375 AC
- Liquid Tight, Strain Relief Cord Connector (not shown)
- Through Feed Wiring Set: P/N 4741 (not shown)
- Suspension Kit (2 pc.): P/N 375-7 AC




Stainless Steel Clip



Suspension Kit



Tandem Liquid-Tight Connector



Tandem wiring is when two or more fixtures are attached together and wired into only one fixture, but then internally wired to the other(s). 375 fixtures have niches for liquid-tight fittings. This avoids overlapping and allows fixtures to be placed side by side. The Tandem Liquid-Tight Connector can be supplied with the 375 fixture.