


376 SERIES

WET/DAMP LOCATIONS

DATE: _____ PROJECT MGR: _____

JOB: _____

PN: _____



Exploded View: 376 Series


APPLICATIONS

Parking Garages, Tunnels
Locker Rooms
Water Treatment Plants
Kitchens, Showers
Paper Mills
Food Processing
Marinas/Offshore Facilities
Breweries and Bottling
Livestock Containment
Hospitals and Schools

Suitable for interior or exterior applications. A lightweight, vapor tight, nonmetallic fixture ideal for corrosive or wet/damp environments. The 376 fixture features a fiberglass housing with an acrylic or polycarbonate lens, a continuous gasket design, along with an optional aluminum reflector available upon request. The 376 is ideal for commercial industrial or institutional applications providing maximum light output where humidity, dust, or fumes are possible. The 376 is resilient against corrosion and weathering. Lamps not included.

SPECIFICATIONS

LISTINGS: UL 1598 listed for wet/damp locations
UL Listed marine: Inside drip proof
NSF: Splash zone non-food preparation
NEMA 4
High pressure tested at 1500 PSI
For information on the IP code see page 130.



FEATURES: Fiberglass: 5VA UL rated
Available lengths: 2', 4', 5' & 8'
For chemical resistance information see page 131.

GASKETING: Poured in place polyurethane gasket and cam latches seal the enclosure from the most hostile environments.
Provides continuous positive gasket contact.

DIFFUSER:
PR: UV stabilized polycarbonate lens with lineal ribs.
PD: UV stabilized polycarbonate lens with internal prisms.
For maximum durability and high impact areas.
A: UV stabilized impact resistant acrylic lens with lineal ribs.
(Meets UV requirements of UL 756C)
AC: Acrylic optically clear lens (4' 2 or 3 lamp and 8' only)
FA: Frosted acrylic lens (4' 2 or 3 lamp and 8' only) (Not NSF listed)

FINISH: Housing: White polished fiberglass. Gear tray: white enamel

MOUNTING: Economical mounting system can provide dramatic savings on the installation labor.
Durable stainless steel mounting hardware.
No drilling necessary for the housing for installation.

ELECTRICAL: Available in 14, 17, 24, 28, 32, 54, 59 and 86 watts with T5, T5HO, T8, and T8HO lamps
Voltages of 120, 277 and 347
All electric components are UL and CSA approved.
Full metal gear tray carries all electrical components and provides for a positive ground.

OPTIONS: ALL OPTIONS ORDERED SEPARATELY
HB: 93% reflective specular reflector
EM: Emergency battery backup ballast - not available with 2' fixture
120 or 277V - MUST SPECIFY
SL: Stainless steel latches
WD: Wide distribution enhanced aluminum reflector



2 lamp fixture with wide distribution (WD) lens and the acrylic optically clear (AC) lens
NOTE: AC lens is 3.5" deep.

WET/DAMP LOCATIONS



376 SERIES

WET/DAMP LOCATIONS



www.ldpi-inc.com

376 SERIES	LAMP TYPE	LAMP QTY	LENGTH (Ft.)	VOLTAGE	LENS	OPTIONS
------------	-----------	----------	--------------	---------	------	---------

T5: 14W, 28W*
T5HO: 24W, 54W
T8: 17W, 32W, 59W*
T8HO: 86W*
(8' fixture only)

1L	2
2L	4
3L	5
4L	8
6L	

UNV: Universal Voltage
120: 120V
277: 277V
347: 347V

PR: Polycarbonate Ribbed Lens (Std)
A: Acrylic Ribbed Lens (4' 2 or 3 Lamp & 8' only)
PD: Polycarbonate Dimpled Lens Heavy Duty
AC: Acrylic Optically Clear Lens (4' 2 or 3 lamp & 8' only)
FA: Frosted Acrylic Lens (4' 2 or 3 lamp and 8' only) (Not NSF listed)

SL: Stainless Steel Latches
HB: Enhanced Alum. Refl. 0.30" => 93% reflective
EM: Emergency Battery Back up Ballast
WD: Wide distribution enhanced aluminum reflector (Used with AC lens ONLY) (4' 2 lamp fixture, 8' fixture w/ (2) 8' lamps or 8' fixture w/ (4) 4' lamps only)

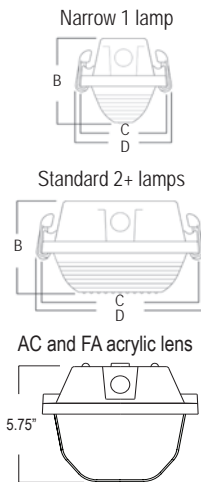
* IP 65 for MAX (2) 32 W lamps 4 Ft. housing and (4) 32 W lamps 8 Ft. Housing.
IP 55 for all models 2 Ft., 4 Ft., and 8 Ft
IP 67 for all 4 Ft. 2 lamp fixtures

NOTE: All 2 Ft. T5 / T5HO fixtures use voltage specific instant start ballasts.


LDPI, Inc. stocks multiple configurations. Consult factory.
LAMPS SOLD SEPARATELY



DIMENSIONS (nominal)



Diffuser/Lens depth: 2.13"
AC and FA lens depth: 3.5"



PART #	A	B	C	D
376--1L-2-UNV--	27.25"	4.25"	4.00"	4.56"
376--1L-4-UNV--	51.75"	4.25"	4.00"	4.56"
376--1L-5-UNV--	63.50"	4.25"	4.00"	4.56"
376--2L-2-UNV--	27.25"	4.25"	6.75"	7.33"
376--2L-4-UNV--	27.25"	4.25"	6.75"	7.33"
376--2L-5-UNV--	27.25"	4.25"	6.75"	7.33"
376--3L-2-UNV--	51.75"	4.25"	6.75"	7.33"
376--3L-4-UNV--	51.75"	4.25"	6.75"	7.33"
376--3L-5-UNV--	51.75"	4.25"	6.75"	7.33"
376--4L-8-UNV--	100"	4.25"	6.75"	7.33"
376--6L-8-UNV--	100"	4.25"	6.75"	7.33"

"B" measurement: with Poly Molded diffuser. Poly Ribbed diffuser will measure 0.12" shorter.
"B" measurement with Acrylic Optically Clear lens is 5.75".

376 Shipping Dimensions


Product	Weight	Volume	L W H
376-1L-2	5#	.66 Cu.. Ft.	36" L 8" W 4" H
376-1L-4	8#	1.09 Cu.. Ft.	59" L 8" W 4" H
376-1L-5	10#	1.29 Cu.. Ft.	70" L 8" W 4" H
376-2L-2	6#	.66 Cu.. Ft.	36" L 8" W 4" H
376-2L-4	12#	1.09 Cu.. Ft.	59" L 8" W 4" H
376-2L-5	14#	1.29 Cu.. Ft.	70" L 8" W 4" H
376-2L-8	20#	2.47 Cu.. Ft.	107" L 8" W 5" H
376-3L-2	6#	.66 Cu.. Ft.	36" L 8" W 4" H
376-3L-4	12#	1.09 Cu.. Ft.	59" L 8" W 4" H
376-3L-5	14#	1.29 Cu.. Ft.	70" L 8" W 4" H
376-4L-8	21#	2.47 Cu.. Ft.	107" L 8" W 5" H
376-6L-8	23#	2.47 Cu.. Ft.	107" L 8" W 5" H

MOUNTING

- Mounting brackets provide impressive benefits.
- Offers a huge advantage over more traditional enclosures.
- Durable, stainless steel mounting hardware.
- No drilling necessary for the housing for installation.
- Installation time is dramatically reduced, providing lower installation costs.

STANDARD MOUNTING BRACKET (Included with each fixture)

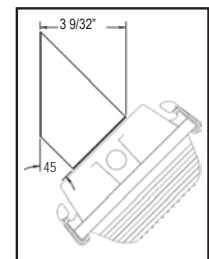
P/N: 5080 1 lamp housing
P/N: 5081 2 or 3 lamp housing
*Two brackets required per fixture



Mounting bracket for narrow and standard lamp housing.

OPTIONAL MOUNTING

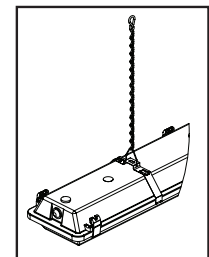
- 45 Mounting bracket kit (8' fixture requires 2 kits)
P/N: 5151 1 lamp housing
*Kit includes (2) 45 brackets and (2) 5080 brackets
P/N: 5102 2 or 3 lamp housing Kit includes:
(2) 45 brackets
(2) 5081 brackets



45 mounting option

Chain hung mounting bracket ball kit (8' fixture requires 2 kits)

- P/N: 5192 (narrow housing)
P/N: 5193 (standard housing)
*Kit includes
(2) S-hooks
(2) 2' lengths of chain
(2) 5150 chain hang looms
(2) 5080 brackets (narrow housing only)
(2) 5081 brackets (standard housing only)



Chain hung mounting option