

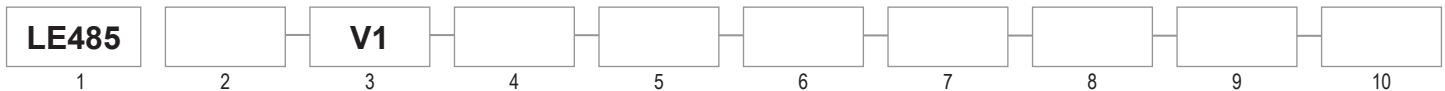


# LE485

## HAZARDOUS - BOOTH - FRONT ACCESS

Paint and Powder Booths • Blast Booths • Clean Rooms • Prep • Sanding

The LE485 Series is a recessed mount, front access, LED paint booth luminaire. This LED fixture is available in 4 Ft. lengths with 1, 2 or 3 rows of LED's; replacing your standard 2, 4, and 6 lamp fluorescent fixture. This fixture can be used with or without optics, has dimming capabilities, and is available with an EM option. Designed as a cost effective and energy efficient solution to replace or upgrade your booth to LED lighting.



1 SERIES	2 SOURCE	3 VOLTAGE	4 OPTIC	5 DIMMING	6 CCT	7 WIRE WHIP*
LE485	43: 43W (1 Row) 62: 62W (1 Row) 100: 100W (2 Row) 120: 120W (2 Row) 140: 140W (3 Row) 180: 180W (3 Row)	V1: 120-277VAC (50/60Hz)	Blank: None A: Diffused Acrylic	Blank: None D1: 0-10V D2: DALI	3: 3,500K 4: 4,000K 5: 5,000K	Blank:None WH: Wire Whip (10ft.)  *3-wire wire whip standard. Total number of leads dependent on options ordered.
8 OPTIONS		9 MOUNTING LOCATIONS				
SP: Surge Protector (430 joules) EM: Battery/Driver Backup (90min.)		H: Hinged Lens w/ Interlock Switch* CH: Ceiling / Hip Mount (No interlock switch or hinge) **  *H option for use in walls, ceiling, or hips **CH option for use in hip and ceiling only.				

### CERTIFICATIONS

UL844 / CSA-C22.2 No.137 (Hazardous)  
 CI D2, Grps A,B,C,D  
 CII D2, Grps F,G  
 Paint Spray Listed  
 T Code: CI D2, CII D2=T3C  
 UL1598 / CSA-C22.2 No.250 (Wet/Damp)  
 Lumen Maintenance (L70) >60,000 hrs. (reported)  
 CRI >80  
 -25°C to 55°C Ambient (IC / Non IC)

### CONSTRUCTION

20 gauge white powder coated steel housing  
 Silicone free gaskets  
 4 Ft. length (nominal)  
 Diffused acrylic optic (optional)  
 Clear, tempered glass lens access panel  
 1/2" NPT Hub(s)  
 Weights: Min: 42 lbs. / Max: 68 lbs.

### ELECTRICAL

120-277VAC  
 6kV Built-in driver surge protection

### FEATURES

Dimming: 0-10V or DALI  
 Recess mount - Front access  
 Withstands up to 71°C bake cycle for 90 minutes with fixture  
 power interlock off  
 Emergency/Battery backup option available  
 Fits in the same cutout as Slim Light and 400 Series  
 fluorescent fixtures

\*These products are Manufactured in the USA with both domestic and imported components; not all fixture configurations are compliant. Contact LDPI Sales with specific part number and requirement - Build America, Buy America, TAA or any other federal procurement act for compliance confirmation. Compliance confirmation can take up to 3 days.

### PERFORMANCE

Source	Voltage (VAC) 50/60Hz	Input Current (A)	Wattage (W)	CCT	Lumen Output* (Lm)	
					No Optic	Diffused Acrylic Optic
43 (1 Row)	120-277	0.36-0.16	43	3,500K	5410	4410
				4,000K	5500	4500
				5,000K	5600	4580
62 (1 Row)	120-277	0.53-0.23	63	3,500K	7660	6140
				4,000K	7820	6270
				5,000K	7900	6330
100 (2 Rows)	120-277	0.83-0.36	100	3,500K	12690	10050
				4,000K	12950	10360
				5,000K	13080	10460
120 (2 Rows)	120-277	1.00-0.43	120	3,500K	15370	12360
				4,000K	15690	12610
				5,000K	15850	12740
140 (3 Rows)	120-277	1.17-0.51	140	3,500K	18670	14940
				4,000K	19060	15250
				5,000K	19250	15400
180 (3 Rows)	120-277	1.50-0.65	180	3,500K	23000	18630
				4,000K	23470	19020
				5,000K	23710	19210
Emergency Mode				10.4	3,500K	2,500
					4,000K	2,550
					5,000K	2,590



1-800-854-0021 www.ldpi-inc.com  
 LDPI® is a registered trademark of LDPI, Inc. © LDPI, Inc.

Product design and specifications subject to change without notice.  
 Visit www.ldpi-inc.com for the most current version and photometric data. v.03.26.26

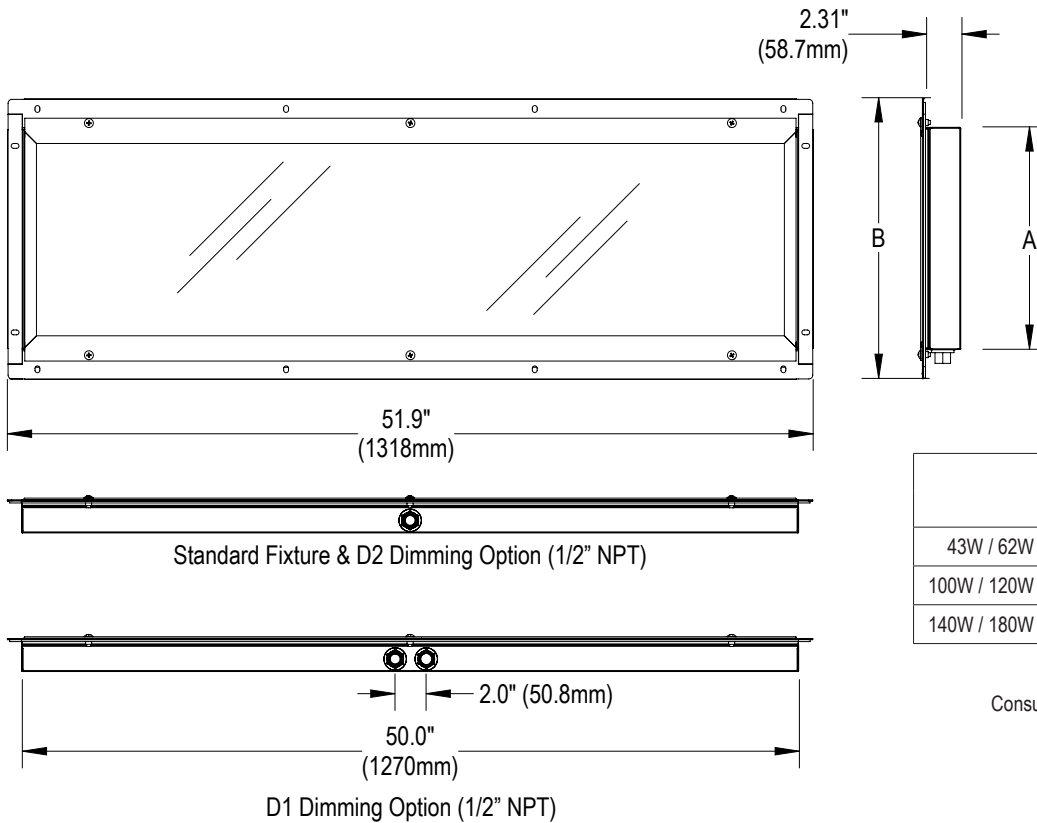
# LE485

## HAZARDOUS - BOOTH - FRONT ACCESS

Paint and Powder Booths • Blast Booths • Clean Rooms • Prep • Sanding



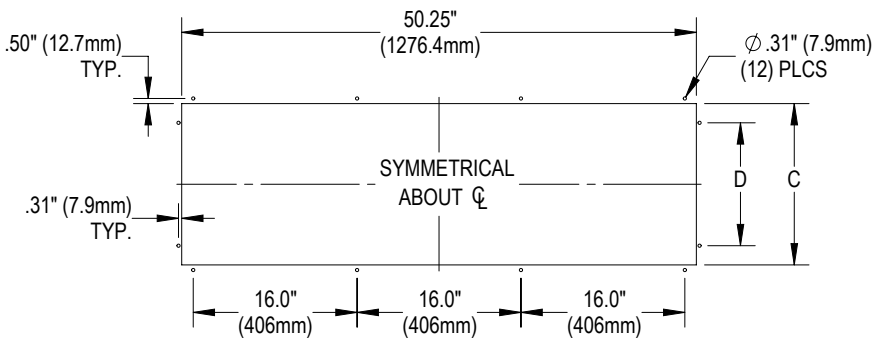
### DIMENSIONS



Source	Dimensions* (in./mm)	
	A	B
43W / 62W (1 Row)	9.31" (236mm)	13.06" (332mm)
100W / 120W (2 Row)	14.31" (363mm)	18.06" (459mm)
140W / 180W (3 Row)	19.31" (490mm)	23.06" (586mm)
* Nominal dimensions		

Consult factory for custom hub locations

### PANEL CUTOUT DIMENSIONS



Source	Dimensions* (in./mm)	
	C	D
43W / 62W (1 Row)	10.75" (273.1mm)	7.0" (177.8mm)
100W / 120W (2 Row)	15.75" (400.1mm)	12.0" (304.8mm)
140W / 180W (3 Row)	20.75" (527.1mm)	17.0" (431.8mm)
* Actual dimensions		



No Optic



A. Diffused Acrylic Optic



1-800-854-0021 www.ldpi-inc.com  
LDPI® is a registered trademark of LDPI, Inc. © LDPI, Inc.

Product design and specifications subject to change without notice.  
Visit [www.ldpi-inc.com](http://www.ldpi-inc.com) for the most current version and photometric data. v.03.26.26