











QUANTITIES SUBJECT TO CHANGE - CONTACT LDPI FOR AVAILABILITY


Explosion Proof CID1							
	Series	Classification	Part Number ID	Wattage/Lumens	CCT	On Hand 6.2.22	
	LE551		LE551-L3-V1-5-D-E-PB-EM	43W / 5066Lm	5,000K	6	
			LE551-L6-V1-5-D-E-PB	86W / 9873Lm	5,000K	6	
			LE551-L6-V1-4-E-PB	86W / 9873Lm	4,000K	5	
		Accessories		4401 Wall/Ceiling Mount Kit			20
Explosion Proof CID1							
	Series	Classification	Part Number ID	Wattage/Lumens	CCT	On Hand 6.2.22	
	LEXS	Explosion Proof CI,D1 / CI,D2 Paint Spray Listed	LEXS-L1-V1-5-V110-D	40W / 3800Lm	5,000K	41	
			LEXS-L1-V1-4-V110-D	40W / 3520Lm	4,000K	41	
			LEXS-L1-V1-4-V110-C	40W / 4480Lm	4,000K	17	
			LEXS-L2-V1-5-V110-D	80W / 7750Lm	5,000K	149	
			LEXS-L2-V1-4-V110-C	80W 9560Lm	4,000K	7	
			LEXS-L2-V1-4-V110-D	80W 7520Lm	4,000K	Currently out of stock	
			LEXS-L2-V1-5-V110-D-EM	80W / 7750Lm	5,000K	1	
		Accessories		PC01 Pole Mount Pipe Clamp 316 S.S. 1 7/8"			20
			PC02 Pole Mount Pipe Clamp 316 S.S. 2 3/8"			41	
Explosion Proof CID1							
	Series	Classification	Part Number ID	Wattage/Lumens	CCT	On Hand 6.2.22	
	LEXF1	Explosion Proof CI,D1 / CI,D2 CII,D2 / CIII, Paint/Spray Listed	LEXF1-L1-V1-5-T5-D	21W / 2820Lm	5,000K	1	
			LEXF1-L2-V1-5-T5-D	40W / 5200Lm	5,000K	6	
			LEXF1-L2-V1-5-T5-C	40W / 6500Lm	5,000K	52	
			LEXF1-L4-V1-4-T5-C	60W / 8380Lm	4,000K	Currently out of stock	
			LEXF1-L4-V1-5-T2-C	60W / 7600Lm	5,000K	25	
			LEXF1-L4-V1-5-T5-D	60W / 7130Lm	5,000K	14	
			LEXF1-L4-V1-5-T5-C	60W / 8510Lm	5,000K	23	
		Accessories		PB02-BK Yoke Mount			18
Explosion Proof CID1							
	Series	Classification	Part Number ID	Wattage/Lumens	CCT	On Hand 6.2.22	
	LEXF	Explosion Proof CI,D1 / CI,D2 CII,D2 / CIII ***Not all stock has the Paint/Spray Listing; inquire if needed	LEXF-L1-V1-4-V120-C	80W / 9720Lm	4,000K	2	
			LEXF-L2-V1-4-V120-C	100W / 11760Lm	4,000K	36	
			LEXF-L2-V1-5-V120-C	100W / 12280Lm	5,000K	Currently out of stock	
			LEXF-L3-V1-4-V120-C	150W / 18360Lm	4,000K	35	
			LEXF-L3-V1-5-V120-C	150W / 18650Lm	5,000K	99	
		Accessories		SN01-BK slip fitter			26
				SN01 slip fitter			43
			WG01 Wire Guard			18	







HAZARDOUS CLASSIFICATION CID2, CII D2							
	Series	Classification	Part Number ID	Wattage/Lumens	CCT	On Hand 6.2.22	
	LEHL - Discontinued Items	Class I Div 2		LEHL-80-U-50-120-PSC	80W / 8400Lm	5,000K	5
				LEHL-110-U-50-120-PSC	110W / 11550Lm	5,000K	8
				LEHL-170-U-50-120-PSC	170W / 17000Lm	5,000K	9
				HLSW Yoke			22
HAZARDOUS CLASSIFICATION CID2, CII D1 and D2							
	Series	Classification	Part Number ID	Wattage/Lumens	CCT	On Hand 6.2.22	
	H-LED Discontinued Item	Hazardous CI,D2 CII,D1&2 CIII	DL005EUN0-R5-C2EU	37 w / 5600 lumen	5,000K	5	
HAZARDOUS CLASSIFICATION CID2, CII D1 and D2, CIII							
	Series	Classification	Part Number ID	Wattage/Lumens	CCT	On Hand 6.2.22	
	LEHL1	Hazardous CI,D2 CII,D1&2 CIII	LEHL1-L1-V1-5-V110-D-P	45W / 5750Lm	5,000K	1	
			LEHL1-L1-V1-5-V110-C-P	45W / 6750Lm	5,000K	119	
			LEHL1-L1-V1-4-V110-C-P	45W / 6375Lm	4,000K	11	
			LEHL1-L1-V1-5-V110-C-U	45W / 6750Lm	5,000K	81	
			LEHL1-L2-V1-5-V110-C-P	65W / 10150Lm	5,000K	Currently out of stock	
			LEHL1-L2-V1-5-V110-D-P	65W / 8650Lm	5,000K	6	
			LEHL1-L2-V1-5-V110-C-U	65W / 10150Lm	5,000k	29	
	Accessories (Required for Universal Mount)	SN9001 Stanchion-90° / 1-1/4				24	
		SN9002 Stanchion-90° / 1-1/2				38	
		SN2501 Stanchion - 25° 1 - 1/4				30	
		SN2502 Stanchion-25° / 1-1/2				24	
		WG02 SS Wire guard-flat lens				15	
		WL25 Wall-25°				1	
WL90 Wall-90°					23		
JB01 Ceiling / Junction Box					79		

HAZARDOUS CLASSIFICATION CID2, CII D1 and D2, CIII						
	Series	Classification	Part Number ID	Wattage/Lumens	CCT	On Hand 6.2.22
	LEHL2	Hazardous CI,D2 CII,D1&2 CIII	LEHL2-L1-V1-5-T5-C-P	80W / 12630Lm	5,000K	11
			LEHL2-L1-V1-5-T5-DL-P	80W / 12290Lm	5,000K	24
			LEHL2-L2-V1-5-T5-C-P	120W / 19230Lm	5,000K	15
			LEHL2-L2-V1-5-T5-DP-P	120W / 13250Lm	5,000K	24
			LEHL2-L3-V1-5-T5-C-P	150W / 23630Lm	5,000K	Currently out of stock
			LEHL2-L3-V1-5-T5-DL-P	150W / 20950Lm	5,000K	12
			LEHL2-L4-V1-5-T5-C-P	200W / 28940Lm	5,000k	Currently out of stock
			LEHL2-L4-V1-5-T5-DL-P	200W / 27795Lm	5,000k	30
			LEHL2-L4-V1-4-T5-C-P	200W / 28940Lm	4,000k	Currently out of stock
	Accessories	SN9003 Stanchion-90° / 1-1/4				30
		SN9004 Stanchion-90° / 1-1/2				23
		SN2503 Stanchion - 25° 1 - 1/4				13
		SN2504 Stanchion-25° / 1-1/2				24
		WG07 SS Wire guard-flat lens				38
WG08 SS Wire guard-globe lens					30	
SN01 Slipfitter mount bracket					43	
WL90-M Wall-90°				41		
PB03 U Bracket 304 Stainless Steel				6		



HAZARDOUS CLASSIFICATION CID2, CII D1 and D2, CIII							
	Series	Classification	Part Number ID	Wattage/Lumens	CCT	On Hand 6.2.22	
	LEHS	Hazardous CI,D2 CII,D1&2 CIII	LEHS-L1-V1-5-V110-C	40W / 6180Lm	5,000K	96	
			LEHS-L1-V1-4-V110-D	40W / 5270Lm	4,000k	28	
			LEHS-L2-V1-5-V110-D	80W / 9930Lm	5,000K	76	
			LEHS-L2-V1-5-V110-C	80W / 11490Lm	5,000K	10	
			HK04 Eyebolt Hanging Kit				1
			PC01 Stanchion Kit				20

	Series	Classification	Part Number ID	Wattage/Lumens	CCT	On Hand 6.2.22	
	240	Hazardous CI,D2 CII,D1&2 CIII	240-LEDS5-4L-UNV1-TS -		T8 LED	5000K	1
			Accessories	6856 - Angle Mount kit			7

WET DAMP JELLY JAR FIXTURES							
	Series	Classification	Part Number ID	Wattage/Lumens	CCT	On Hand 6.2.22	
	LEVP		LEVP-14-U-53-L1-P			5,300K	5
			LEVP-14-U-53-L2-C			5,300K	1
			LEVP-14-U-53-L2-W			5,300K	7

ORDINARY LOCATION LED BOOTH FIXTURES						
	Series	Classification	Part Number ID	Wattage/Lumens	CCT	On Hand 6.2.22
	LE180	Ordinary Location	LE180-L2-V1-5-D	75W /9220Lm	5,000K	5
RECESS MOUNT C1D2 LED PAINT AND POWDER BOOTH FIXTURES						
	Series	Classification	Part Number ID	Wattage/Lumens	CCT	On Hand 6.2.22
	LE484	Hazardous CI,D2 CII,D1&2 Spray Booth Listed	LE484-L1-V1-5-D	75W / 8270Lm	5,000K	177
			LE484-L1-V1-5-T	75W / 8270Lm	5,000K	28
	Series	Classification	Part Number ID	Wattage/Lumens	CCT	On Hand 6.2.22
	LE485E (inside access)		LE485E-62-N1-V1-A-5-WH	62W/6330	5,000K	1
			LE485E-62-W1-V1-A-5-WH	62W/6330	5,000K	6
LE485E-62-W2-V1-A-5-WH			62W/6330	5,000K	1	
FLUORESCENT PAINT AND POWDER BOOTH FIXTURES						
	Series	Classification	Part Number ID	Wattage/Lumens	CCT	On Hand 6.2.22
	229H	Ordinary	229H-T8-4L-120-277	32W / T8		Currently out of stock
			229H-T8-4L-120-277-NW (fixture w/no whip)	32W / T8		Currently out of stock
	Series	Classification	Part Number ID	Wattage/Lumens	CCT	On Hand 6.2.22
	SLIM LIGHT (Inside Access)	Hazardous CI,D2 / CII,D2 Paint Booth listed	390320-3613	25W / T8		7
			390440-3546	32W / T8		Currently out of stock
390440-5W-3546			32W / T8		0	
	400 Series (Rear Access)	Hazardous CI,D2 / CII,D2 Paint Booth listed	390231-3546	17W / T8		19
			390441-3546	32W / T8		2



	380 Series	Explosion Proof CI D1& DII / CII D1&2 Paint Booth listed	380-T5HO-2L-4-UNV-EM-HB	54w/T5HO	1	
			4401 Wall/Ceiling Mount kit		3	
Lens Film Paint Booth Light Protection						
			Part Number	Dimensions	On Hand 6.2.22	
			3263	12"x100'	20	
			3188	18"x100'	26	
			4348	25"x100'	4	
			3312 Dispenser handle for 12 or 18" roll only		1	
FLUORESCENT NON METALLIC FIXTURES						
Series	Classification	Part Number ID	Wattage/Lumens	Voltage (VAC)	Lens	On Hand 6.2.22
	376	Wet Location, UL1598A, IP67 housing only	376-T8-2L-4-UNV-PR	32W / T8	Poly Ribbed	10
			376-T8-3L-4-UNV-PR	32W / T8	Poly Ribbed	3
			376-T5HO-2L-4-UNV-AC-WD-SL	54W/T5HO	Clear Acrylic	4

**Standard Payment and Freight Terms apply for all!